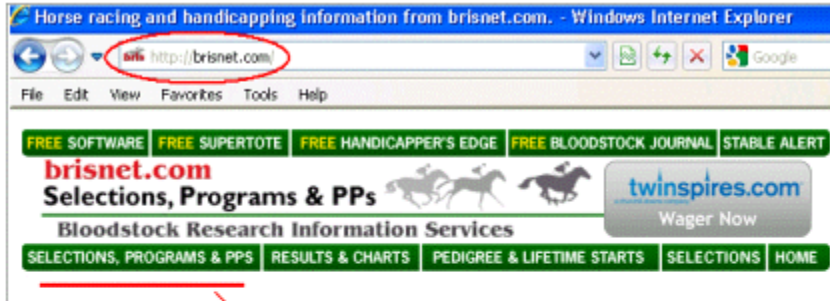


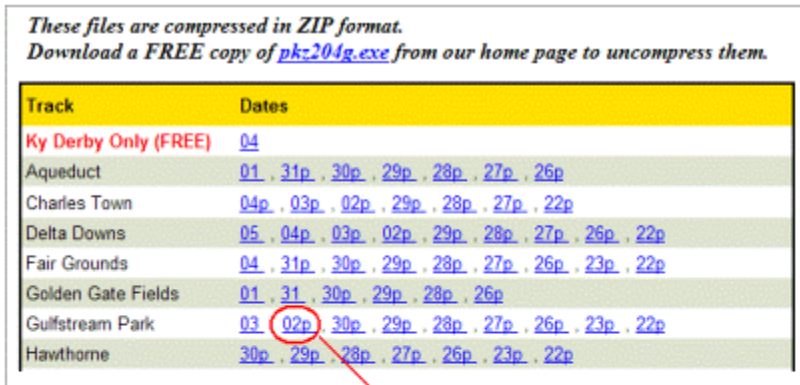

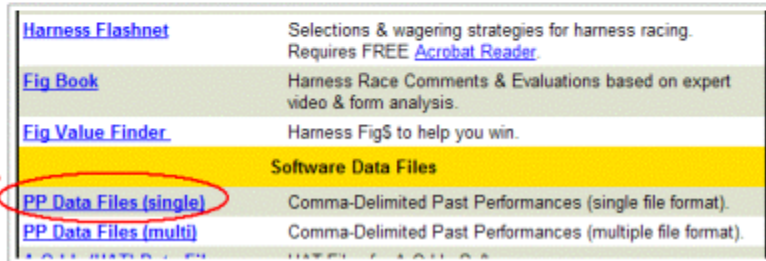
## Using the Bloodstock Research (Bris) Data Files



Step 1

Go to Brisnet.com and then click "Selections, Programs & PPs."

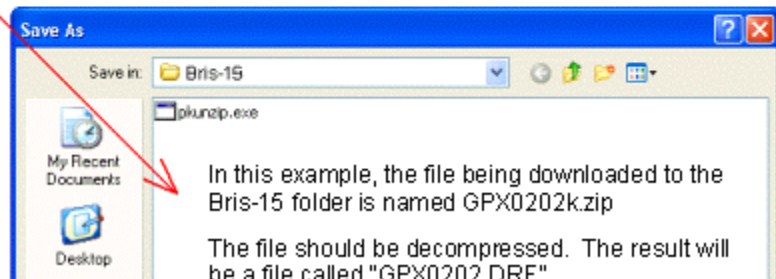
Scroll down to "PP Data Files (single)"



Step 2

Download the desired data file into your new Bris-15 folder.

Depending on the year, the Bris folder will be named Bris-15, or Bris-16, etc. We suggest creating a new Bris folder each year.



A PP Data File from Bloodstock Research is available up to two days in advance and the cost of each DRF file is \$1. Uploading a file from your Bris-15 (or Bris-16) folder into the "Account File Bank" of *Winning at the Track* is fast and easy!

**TIP FOR OPENING ZIP FILES**

Bloodstock Research (Bris) makes a free program available called the Bris PP Generator. This program allows users to read the PP DATA File (single) as if it were a newspaper. This is an excellent service to their customers.

We recommend that the Bris PP Generator be used to open files since the WATT Online program must use the DRF file (not the Zip file). More can be learned from our website Help section.

**Uploading the Bris DRF file to the WATT Online Site**



Just click the "Browse" button. Once the DRF file is directed to the site's File Bank, click "Upload." Then, simply omit any scratched horses and begin handicapping the day's races. Yes, using the new WATT interactive site is as easy as - **1-2-3** ! Welcome to *Winning at the Track!*



**Liberty Publishing Company, Inc.**  
P.O. Box 4485  
Deerfield Beach, Florida 33442

**HorseRacingUSA.com**  
[JBLittle@BellSouth.net](mailto:JBLittle@BellSouth.net)  
(954) 573-7236